

Draw attention...  
 Increase sales...  
 Impart information...  
 Promote offers...  
 You can do it all with  
 the right sign system!



## Sign supports

A fixing to suit your needs. Fix directly from the ceiling or wall or use the suspended cable or rod systems for additional flexibility.

### Projecting supports



WM01 - for panels up to 7mm thick.  
 WM02 - for panels up to 10mm thick.  
 Projects 19mm from wall.



WM03 - for panels up to 7mm thick.  
 WM04 - for panels up to 10mm thick.  
 Projects 5mm from wall.

### Supports for panels with holes



Supports for panels 5 or 6mm thick with holes of 6mm dia.  
 CS13 - for 1.5mm cable.  
 CS13-3 - for 3mm cable.  
 (For extra thick panels up to 20mm thick - please specify size required when ordering.)



RS13 - for rods.

### Vertical panel clamps



CG03 - for panels up to 4mm thick.



CG01 - for panels up to 7mm thick (CG01-3 for 3mm cable).  
 CG14 - for panels up to 12.7mm thick (CG14-3 for 3mm cable).



RG01 - for panels up to 7mm thick.  
 RGN01 - for panels up to 7mm thick (non-removable).



CG09 - for panels up to 7mm thick.  
 Support for top/bottom of panel.



RG05 - for panels up to 7mm thick.  
 KC2-CG05 - Kit with 2m of cable and clamp for panels up to 7mm thick.  
 Support for signs from above.


### Cable and rod fixings



R503 + PO2 - projects rod 10mm from wall.  
 R503 or CS03 - used with PO2 to suspend panels greater than 12mm thick. Used with a countersunk wood screw or bolt.



WM11 - wall fixings for rod. Projects 30mm from wall.



R1500 1.5m rod threaded.  
 R500 500mm with rounded end for hanging signs.  
 R1000P 1.0m non threaded.



RAS - rod top/bottom fittings. Just add rod to required length.  
 CA4 - 1.5mm cable.  
 CA4-3 - 3mm cable.  
 Ceiling to floor fittings supplied with 4m of cable.



CWW - wall to wall fittings.  
 CWF - wall to floor fittings.  
 CCW - ceiling to wall fittings.  
 All supplied with 3m of cable.

Longer lengths of cable available on request.

# MANAGE SIGNS

ALL YOU NEED TO CREATE HIGH IMPACT SIGNS



- Wall mounted supports
- Suspended signs
- Directional signs
- Banner displays
- Hook-on presentations
- Projecting signs
- Acrylic panels and poster holders
- Show off your signs with elegant illumination
- Instant solutions for exhibition signage

# Signs Supports... any sign...anywhere!

Directional signs... Departmental signs... Promotional signs... Directories...  
Menus... Information... Banners... Corporate signage...  
In entrance lobbies... receptions... corridors... showrooms... windows...  
exhibitions... museums... offices...

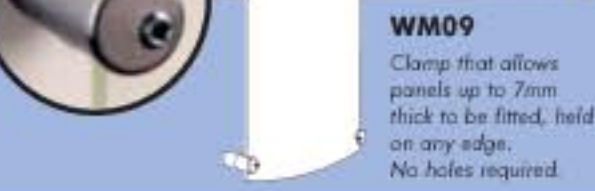
**Signs are often the first opportunity to make an impression, so make sure your signs give the right message.**

Any sign will be greatly enhanced in appearance by the use of a professional support system.

- Extensive range of sign, poster and banner support systems, wall-mounted or suspended.
- Fittings made of solid brass for durability, supplied in a range of top quality finishes.
- Fast, efficient service, allowing you to get on with your business.



## Wall Mounted Supports



**WM09**  
Clamp that allows panels up to 7mm thick to be fitted, held on any edge. No holes required.

## Quick Fit Toggle

Fit a sign instantly into an exhibition profile - no tools required. Twist and lock your sign anywhere along the length of a channel for fast installation of suspended or vertically mounted signs.



PC01-Q (for cables or wall mounted fittings)  
PRO1-Q (for rods)



**Hold your signs away from the wall**  
Supports enhance the appearance of the sign  
Easy to clean as dust drops down behind the sign



**WM12 - Small**  
12mm diameter, 20mm length. Requires 9mm hole\*



**WM05 - Medium**  
16mm diameter, 14mm length. Requires 6mm hole\*



**WM05L - Medium Long**  
16mm diameter, 40mm length\*



**WM15 - Large**  
25mm diameter, 25mm length. Requires 12mm hole\*



**WM16 - Large 50**  
25mm diameter, 50mm length. Requires 12mm hole\*

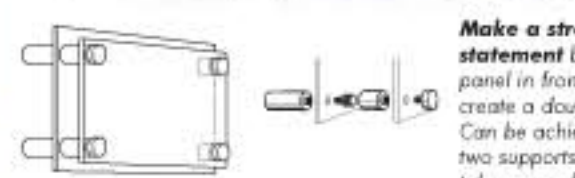


**WM17 - Large 75**  
25mm diameter, 75mm length\*


...5 finishes...  
Satin chrome, Warm chrome, Black, Polished chrome, Brass.

\* Components shown actual size

## Be unique!



**Make a strong design statement** by using one panel in front of another to create a double-depth sign. Can be achieved by joining two supports with PC31 to take a panel up to 6mm thick.



**Need a longer support?** Join two supports together using PC31.

## Suspended Signs

Perfectly hung signs that are sure to get noticed



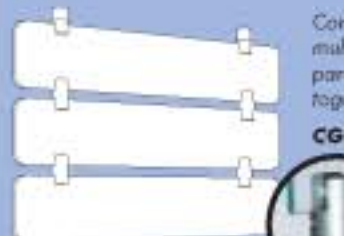
Single or multiple signs - suspended from 1.5mm cable or 6mm diameter rod.

**KC2-CG03**



Clamps designed to suit your panel thickness.

**CG01**



Connect multiple panels together.

**CG02**



## Directional Signs

Flexible and elegant



Signs of any width or height can be combined to create the desired effect.

**Add or remove panels within minutes**

Fit between cables/rods or overhang. Use acrylic, glass, wood or metal panels...the choice is yours.

**CWF**

Wall to floor cables.

**RG01 (Rod)**

Vertical clamp supporting panels from the side.



Wall fixing for vertical or horizontal rods.

**WM11**

Supports panels with holes.

**RS13**

## Banner Displays

Make a statement where you need it



Suspend large format graphics between floor and ceiling or at a right angle to the wall.

## Hook-on Displays

Communicate your message or service



Hook on acrylic pockets, leaflet dispensers or signs.

## Projecting Signs

Draw attention - project your signs from the wall



**WM01** Support for signs projecting from the wall.

## Acrylic Signs/Poster Holders

Need a fast solution?

Order acrylic pockets (A5 - A0) to drop in signs and graphics that are changed in an instant.

